



YEACOMM HIGH SPEED 5G WIFI6 CPE NR800

Data Sheet

Yeacomm NR800 is a high-performance 5G indoor CPE built-in Qualcomm chipset, it supports NR (SA&NSA), TDD-LTE, FDD-LTE, converts cellular network data into WiFi and wired network port data. The high gain external antennas could provide more powerful signal acquisition capability and it could provide high-speed and reliable network wherever you want.

Features



High Performance Processor

MTK7621 high performance dual-core CPU ensures the high speed processing performance.



Ultra-fast 5G speed up to 3.47Gbps

It supports 5G/4G/3G full networks and SA&NSA modes. The 4 external cellular antennas ensure the best signal is received wherever it is placed.



Super-fast WiFi up to 1.8Gbps

Yeacomm NR800 5G CPE supports WiFi6 and the WiFi speed is up to 1.8Gbps (1200Mbps on 5Ghz and 573Mbps on 2.4Ghz).



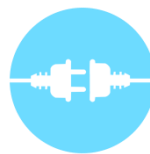
Efficient Heat Dissipation

The metal housing and built-in cooling fan greatly improve the heat dissipation effect and ensure long time high-speed and stable operation.



Multiple functions

It supports Mesh Networking, band lock, community lock, bridge mode, TTL setting, multiple VPNs, TR069 etc.



Plug and Play

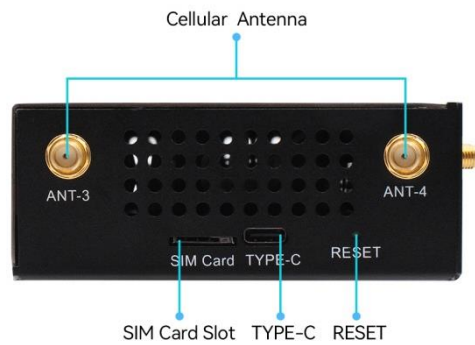

The device could automatically fix network problems in real-time without manually restarting or reconfiguring the network, makes it easier to access the Internet.

Technical Specifications

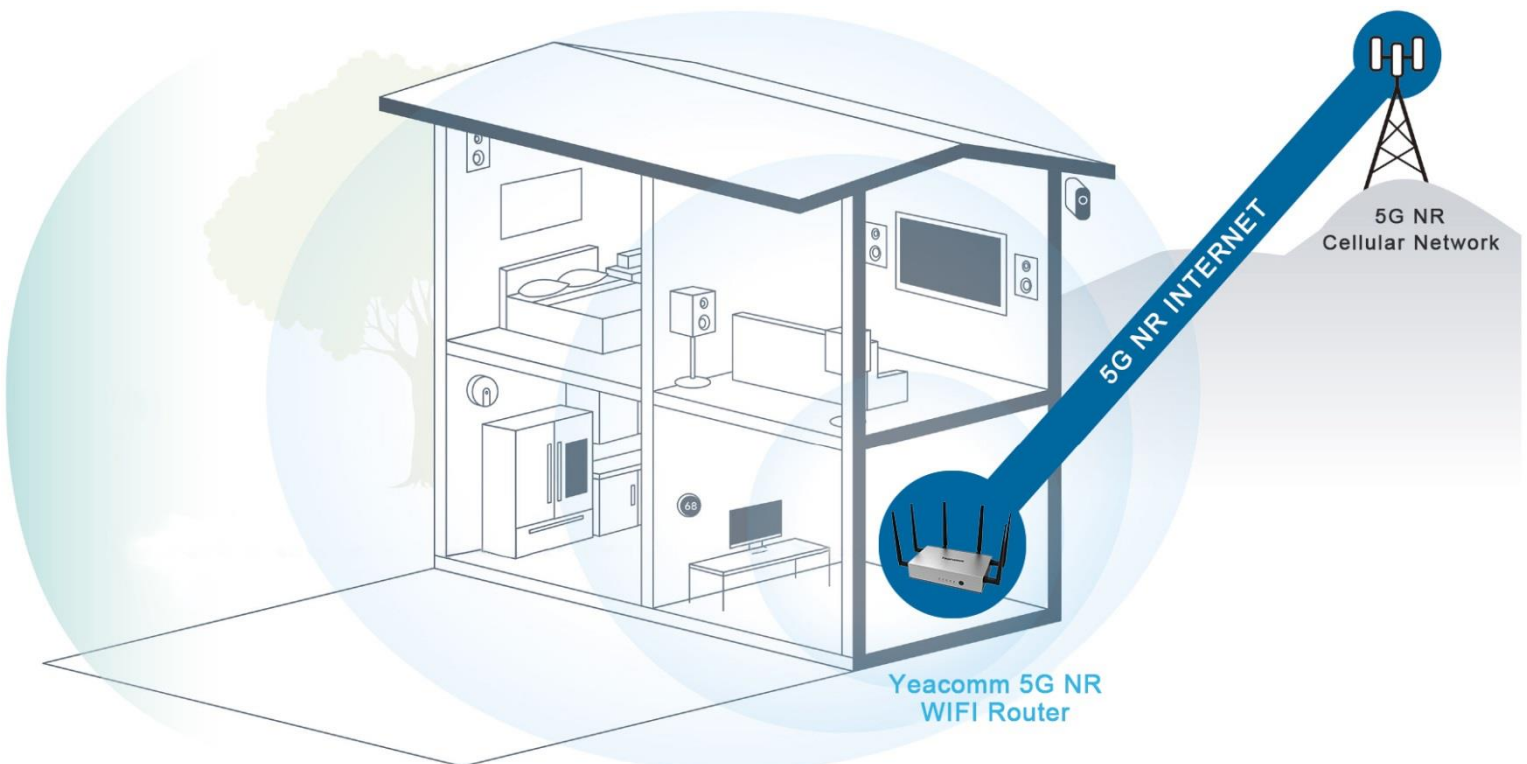
Cellular Parameters	
Frequency Band	<p>Standard Version:</p> <p>5G NR: N1/3/5/7/8/20/28/38/40/41/75/76/77/78</p> <p>LTE FDD: B1/3/5/7/8/20/28/32</p> <p>LTE TDD: B38/40/41/42/43</p> <p>WCDMA : B1/5/8</p> <p>Optional Version :</p> <p>5G NR:N1/2/3/5/7/8/12/13/14/18/20/25/26/28/29/30/38/40/41/48/66/70/71/75/76/77/78/79</p> <p>LTE-FDD: B1/2/3/4/5/7/8/12/13/14/17/18/19/20/25/26/28/29/30/32/66/71</p> <p>LTD-TDD: B34/38/39/40/41/42/43/48</p> <p>LAA:B46</p> <p>WCDMA: B1/2/4/5/8/19</p>
MIMO	<p>5G NR: DL 4x4 MIMO,UL 2x2 MIMO</p> <p>LTE: DL 4x4 MIMO</p>
Theoretical Bandwidth	<p>5G NR: DL 3.47Gbps,UL 900Mbps</p> <p>LTE: DL 1.6Gbps (CAT19),UL 211Mbps (CAT18)</p>
WIFI Parameters	
WIFI Protocol	IEEE802.11 a/b/g/n/ac/ax (WIFI 6)
WIFI Frequency Band	2.4GHz+5GHz
Theoretical Bandwidth	5GHz 4x4MIMO 11ax, 1.2Gbps
Bandwidth	2.4GHz 4x4MIMO 11ax, 0.573Gbps
Channel Bandwidth	20MHz, 40MHz, 80MHz
Hardware	
CPU	MTK7621 CPU@880MHz,Dual-core
5G Chipset	Qualcomm SDX62
Flash	128MB
DDR3	512MB
Software	
Network Status	<p>Signal strength</p> <p>Network type(5G/4G)</p> <p>SIM card status, Wi-Fi Status, LAN Status</p>
System Status	<p>Mobile parameters,</p> <p>APN/DHCP/Wi-Fi information, Memory details,</p> <p>Version/Device information</p>
Internet Settings	<p>Network mode setup,</p> <p>Data switch,</p> <p>Roaming setup</p>
APN Setup	<p>APN name,</p> <p>Nat Switch on APN bear,</p> <p>PDP(IPV4/IPV6/IPV4V6),</p> <p>MTU size</p>
SIM Card	<p>PIN Management</p> <p>SIM card Authentication</p>
DHCP Setup	Enable/disable DHCP server Configure DHCP IP Pool Configure DHCP Lease Time
Static Route	Route Setup on WAN/LAN interface
DDNS	Support
Band Lock	Support

PCI Lock	Support
Cell Lock	Support
Carrier SIM Lock	Support
VPN	PPTP, L2TP, IPSEC, Wireguard, Zerotier
Backup/restore	Encryption backup current settings and restore the backup settings (Export/Import Configuration)
Work Mode	NAT/ Router mode
Device Management	
Software Update	WebUI update TR069 update
TR069	HTTP/HTTPS Supports upload / download the ACS specified file Support download CPE configuration file Support configure & queries parameters Support remote upgrade Support cycle monitor
SNMP(Optional)	Support
Diagnostics	Ping/Trace/Tcpdump Export current diagnosis results and operation logs
Power Supply	
Standard Power Supply	DC 12V/3A
Power Supply Range	DC 9~18V
Working Current	< 1.1A (12V)
Interfaces	
LAN/WAN Port	1 x 1Gigabit Ethernet (RJ45), auto MDI/MDIX
LAN Port	1 x 1Gigabit Ethernet (RJ45), auto MDI/MDIX
Indicator	Signal, 5G, 4G, WIFI, Power
SIM/UIIM Card	Nano-SIM, Compatible with eSIM card
Power Interface	Three-core DC locomotive power socket, built-in power reverse protection
USB Port	Type C 2.0
Button	Reset, WPS
Physical Characteristics	
Outer Shell	Metal housing, protection level IP30
Dimensions	160x94x37 mm
Weight	985g
Operating Temperature	-10~+50°C
Storage Temperature	-40~+85°C
Humidity	95% (No-condensing)

Interfaces



Enjoy High Speed Internet Wherever You Want



A

14th Floor, A06 Area, 3rd Software Park, Jimei District, Xiamen, Fujian, China

C

P: +86-592-6101492
F: +86-592-5222813
E: admin@yifanwireless.com

W

www.yifanwireless.com